

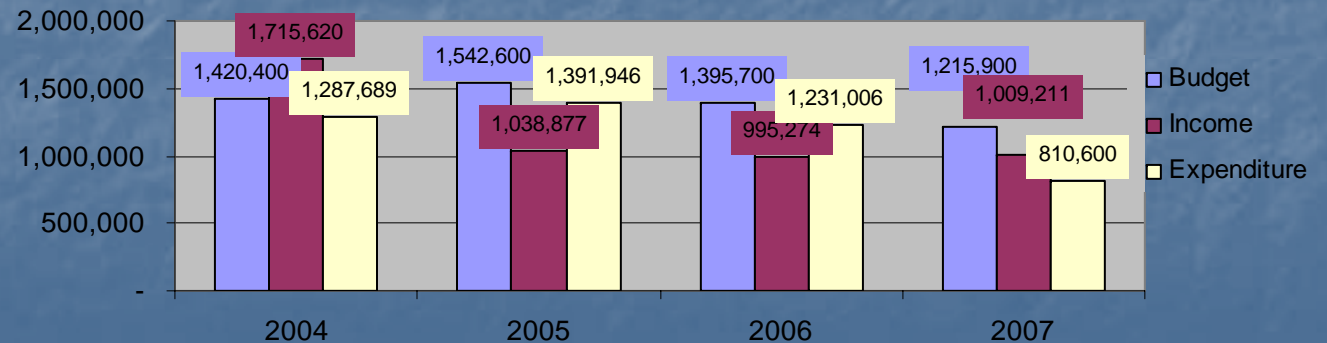


Consolidated budget, income & expenditure – MECC units & departments

	Budget	Income	Expenditure	Balance of accumulated fund
Opening 01-01-2004				314,074
Year 2004	1,420,400	1,715,620	1,287,689	742,005
Year 2005	1,542,600	1,038,877	1,391,946	388,936
Year 2006	1,395,700	995,274	1,231,006	153,204
October 2007	1,215,900	1,021,211	810,500	-

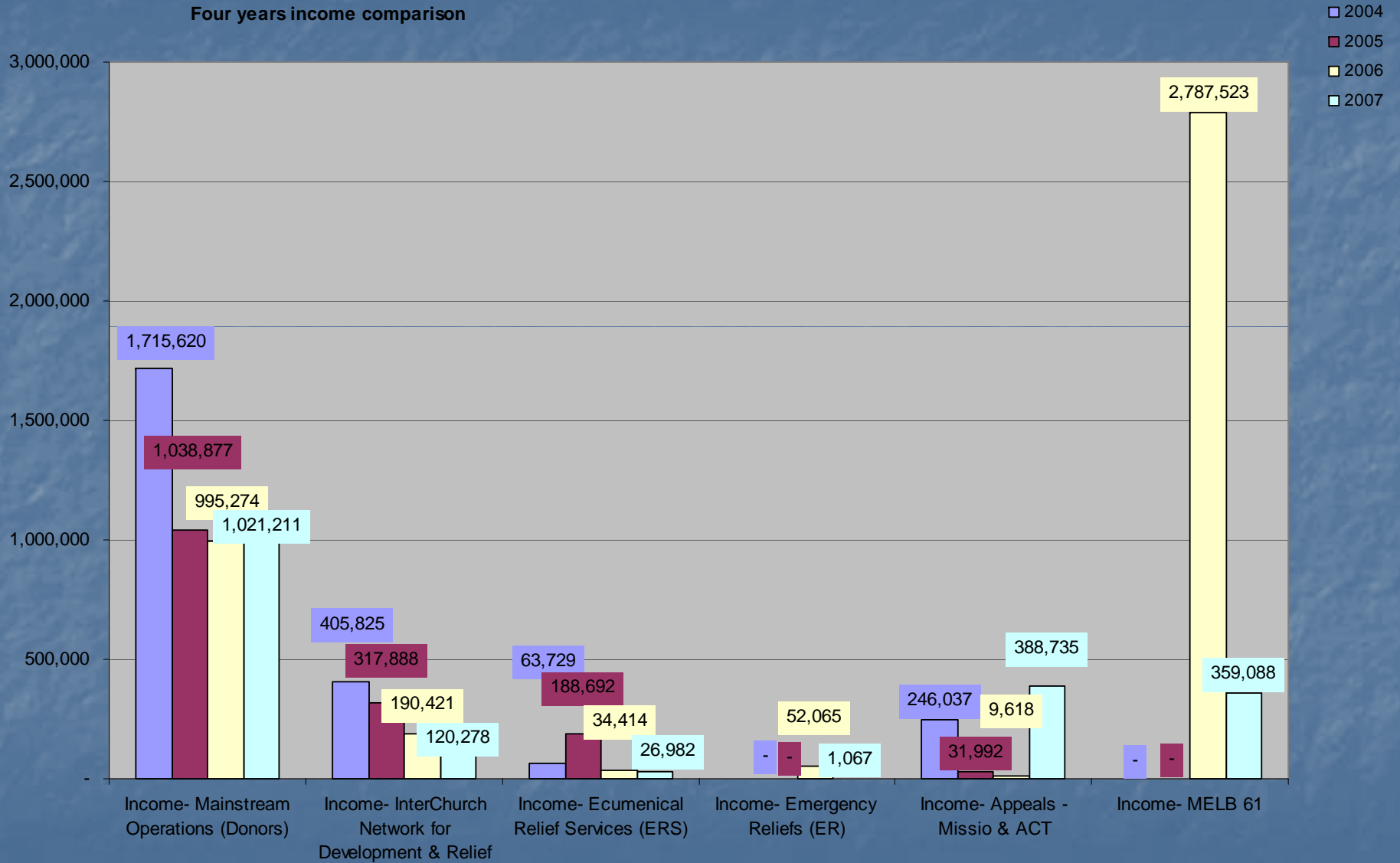
PS: surplus in 2004 was due to contract sign of FBG that was recorded in the amount of USD 500,000 as income which was not received actually

- Adjustments of the contract were recorded in 2005 in the amount of USD 440,000 by PriceWaterHouseCoopers



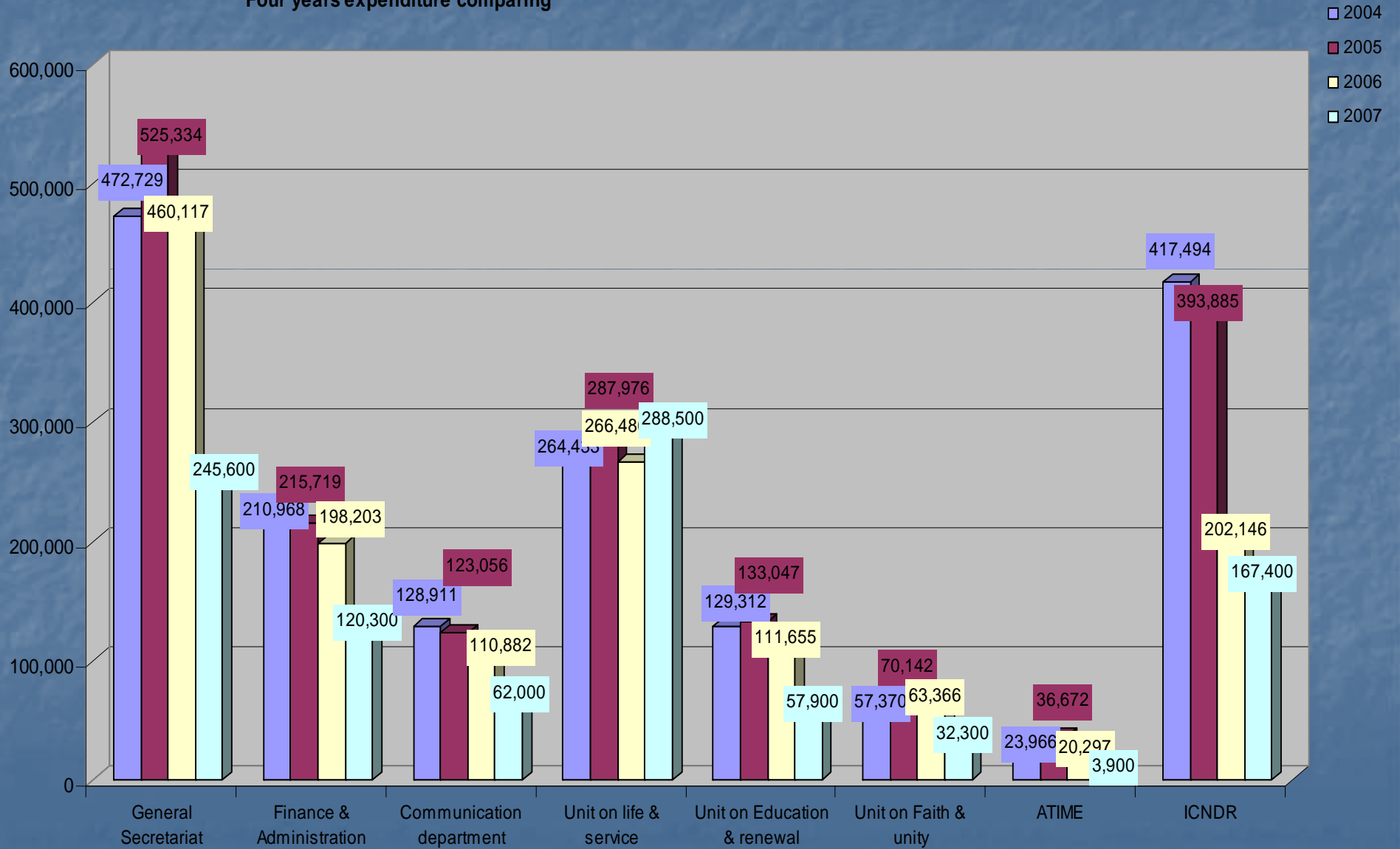


Four years income comparison



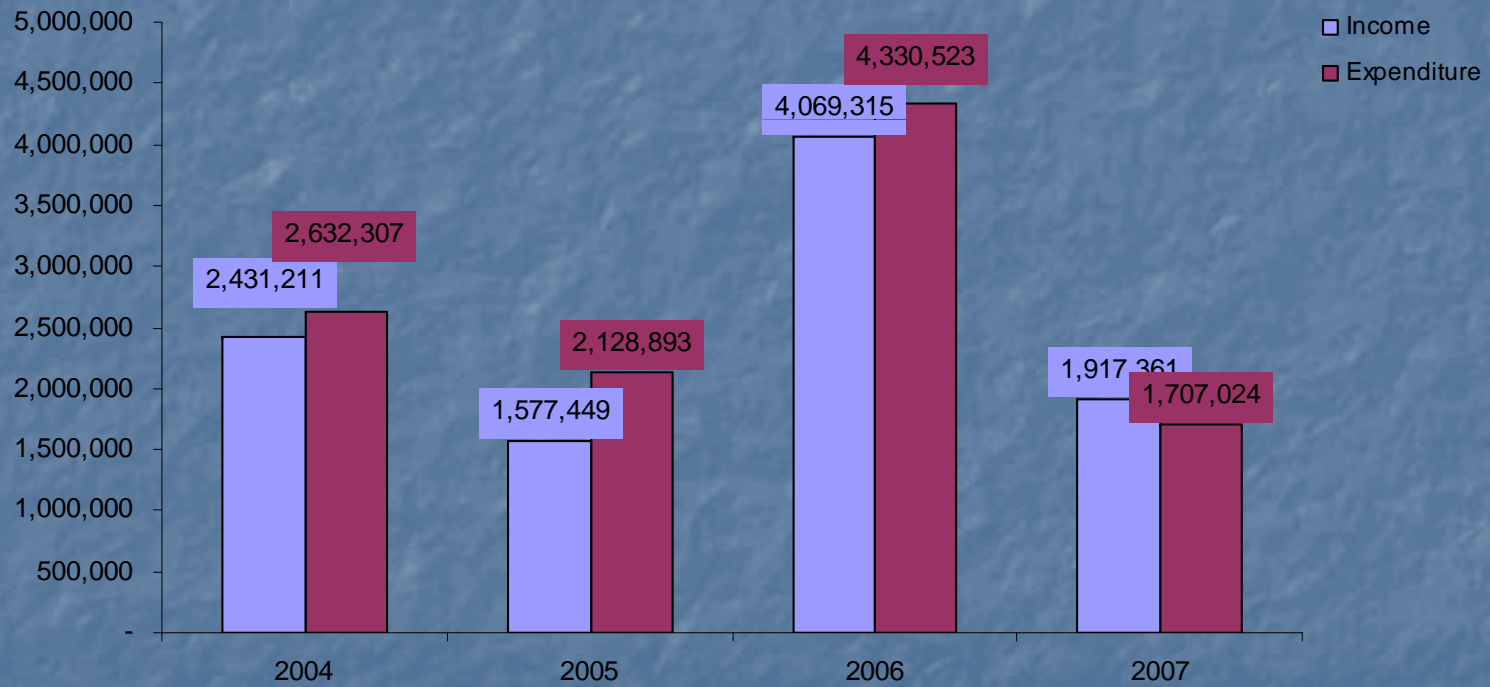


Four years expenditure comparing





Comparing Income & Expenditure 2004-2007





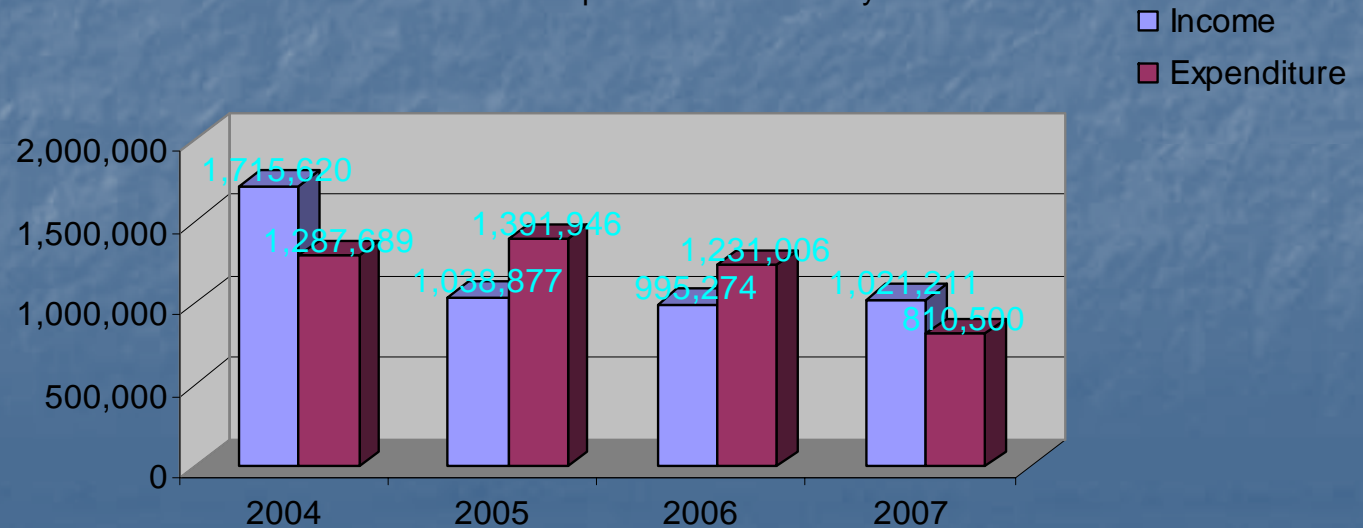
Designated & Undesignated MECC income

Income	Amount
Mainstream operations - Contributions from Donors	3,365,501
Church Membership Fees	142,904
Mainstream operations - Institutions	1,262,577
Total Income MECC	4,770,982

Donations for the General Assembly by:

- Truro limited 15,000 \$
- Coptic Orthodox Church 23,000 \$
- Greek Orthodox Church of Cyprus 12,000 \$

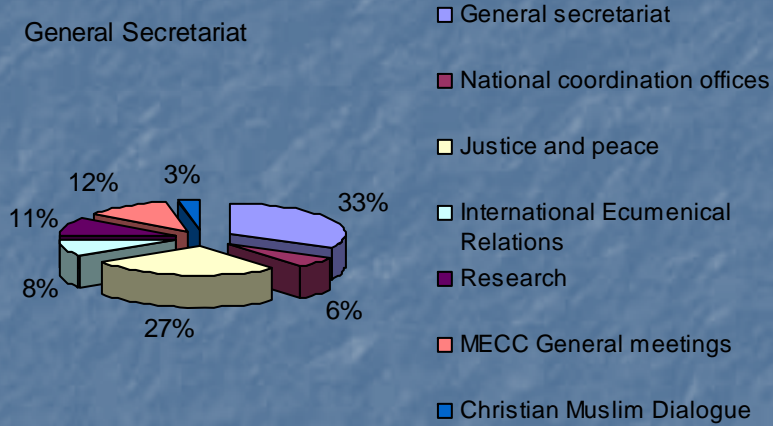
MECC departments & units
Income & Expenditure in summary



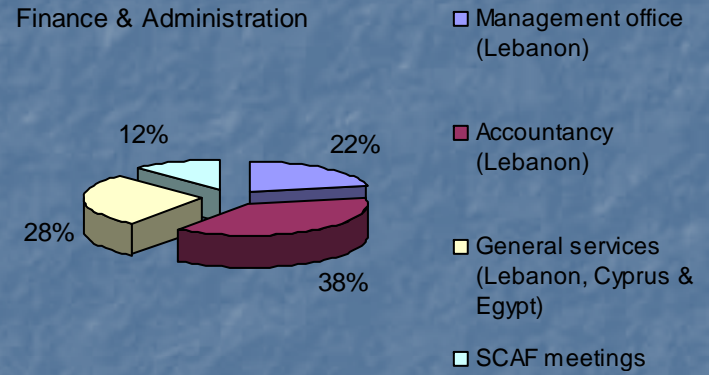


MECC Units & Departments – Expenditure by activity

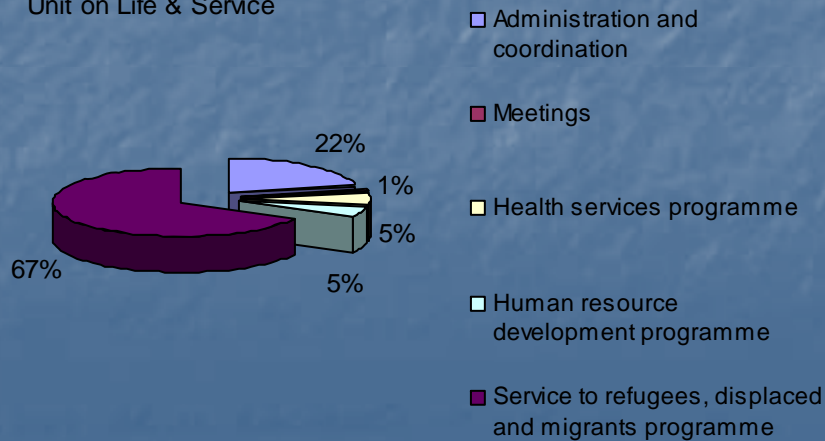
General Secretariat




Finance & Administration



Unit on Life & Service



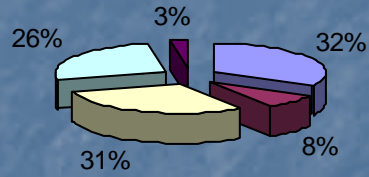
Communication Department





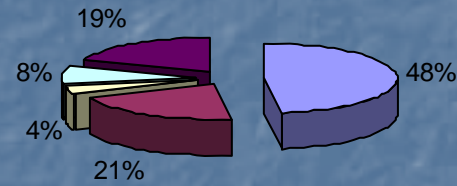
MECC Units & Departments – Expenditure by activity

Unit on Education & Renewal



- Administration and coordination
- Family Education programme
- youth programmes
- Women's programmes
- Commission meeting

Unit on Faith & Unity & ATIME



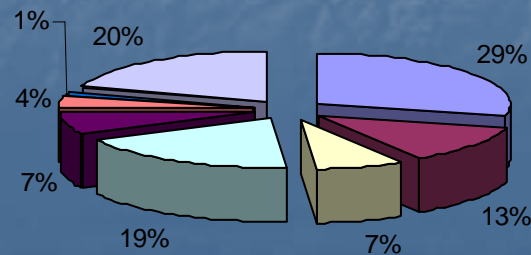
- Administration and coordination
- Church unity programme
- Commission meeting
- Administration and coordination
- Programmes

Expenditure MECC 2004 - Oct 2007

Amount \$

General Secretariat	1,703,780
Finance & Administration	745,190
Communication Department	424,849
Unit on Life & Service	1,107,395
Unit on Education & Renewal	431,914
Unit on Faith & Unity	223,178
ATIME	84,835
ICNDR	1,180,925

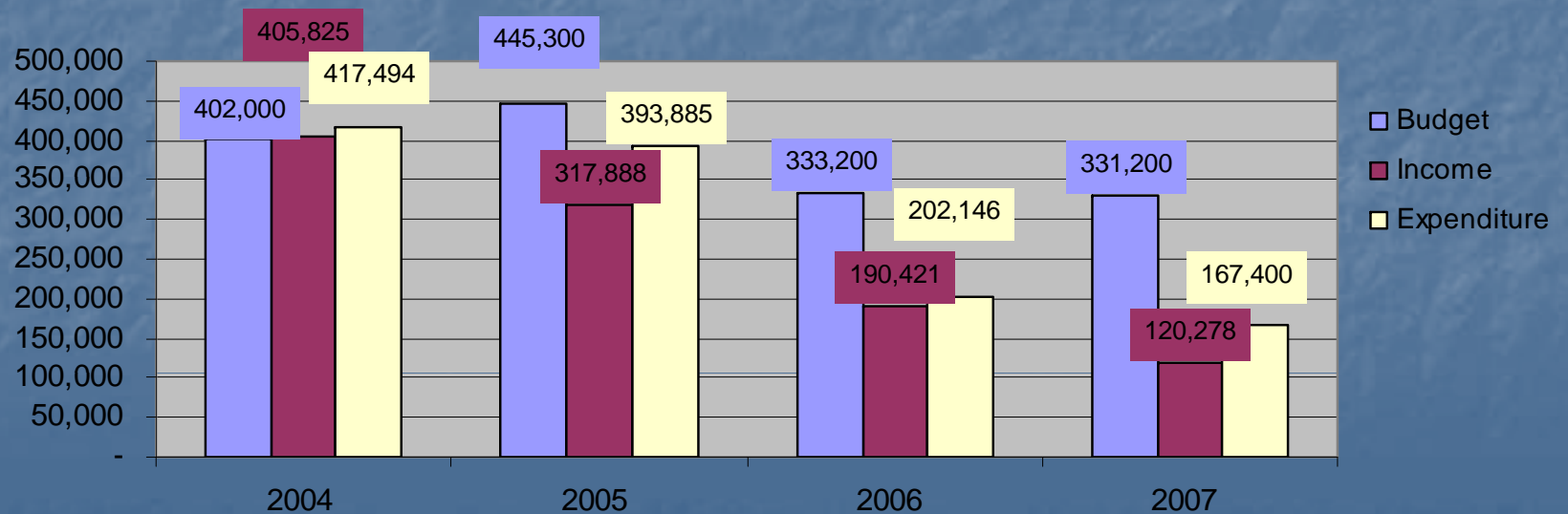
- Genreal Secretariat
- Finance & Administration
- Communication Department
- Unit on Life & Service
- Unit on Education & Renewal
- Unit on Faith & Unity
- ATIME
- ICNDR



Consolidated budget, income & expenditure

Inter-Church Network for Development & Relief

	Budget	Income	Expenditure	Balance of accumulated fund
Opening 01-01-2004				92,593
Year 2004	402,000	405,825	417,494	80,924
Year 2005	445,300	317,888	393,885	4,927
Year 2006	333,200	190,421	202,146	(6,798)
October 2007	331,200	120,278	167,400	(53,920)

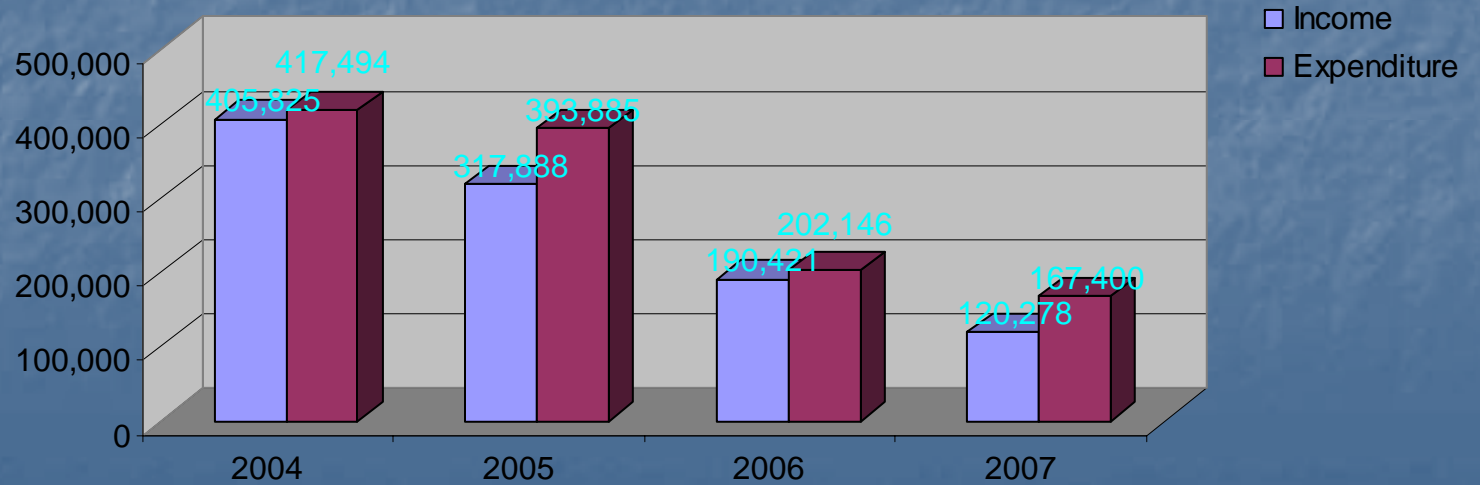




Designated & Undesignated ICNDR income

Income	Amount
Churches	500,697
Council of Churches	171,958
Institutions	241,523
Other Income	120,234
Total Income ICNDR	1,034,412

InterChurch Network for Development & Relief (ICNDR) Income & Expenditure in summary





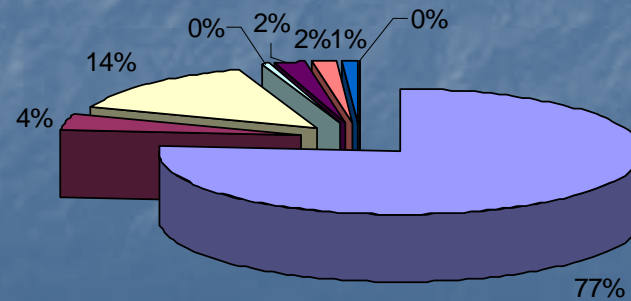
Statements of expenses by nature

Inter-Church Network for Development & Relief (ICNDR)

Nature of the expenditures	Amount \$
Programs	901,458
Office & other expenses	49,040
Salaries & Benefits	168,441
Training	5,409
Travel & lodging	23,805
Workshops, seminars & meeting	21,117
Depreciation expenses	11,645
Other expenses	10
Total expenditure	1,180,925

- Programmes
- Office & other expenses
- Salaries & Benefits
- Training
- Travel & lodging
- Workshops, seminars & meetings
- Depreciation expenses
- Other expenses

Statement of expenses by nature
Inter-Church Network for Development & Relief (ICNDR)



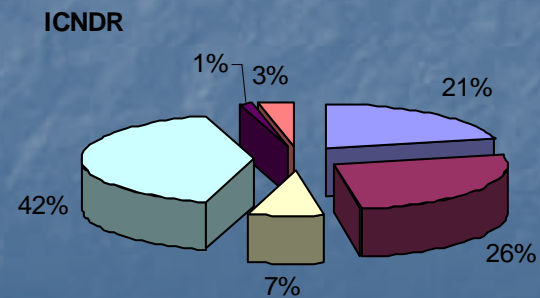


Statements of expenses by activity

Inter-Church Network for Development & Relief (ICNDR)

Expenditures by activity	Amount \$
Administration and coordination Programs	901,458
Agriculture rural development program	49,040
Building youth capacities	168,441
Care for the marginalized	5,409
Empowerment of marginalized women	23,805
Reconciliation workshops	21,117
Palestinian refugees North	11,645
Other expenses	10

- Administration and coordination
- Agriculture rural development programme
- Building youth capacities
- Care for the marginalized
- Empowerment of marginalized women
- Reconciliation workshops

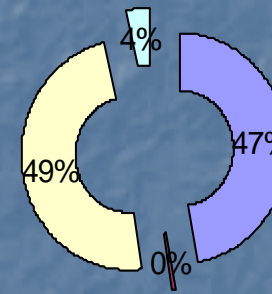


Ecumenical Relief Services (ERS)

Income & expenditure charts

Income ERS	Amount
Churches	148,944
Council of Churches	1,452
Institutions	151,809
Other Income	11,612
Total Income ERS	313,817

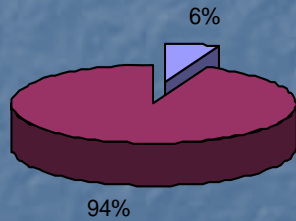
ERS- Income From



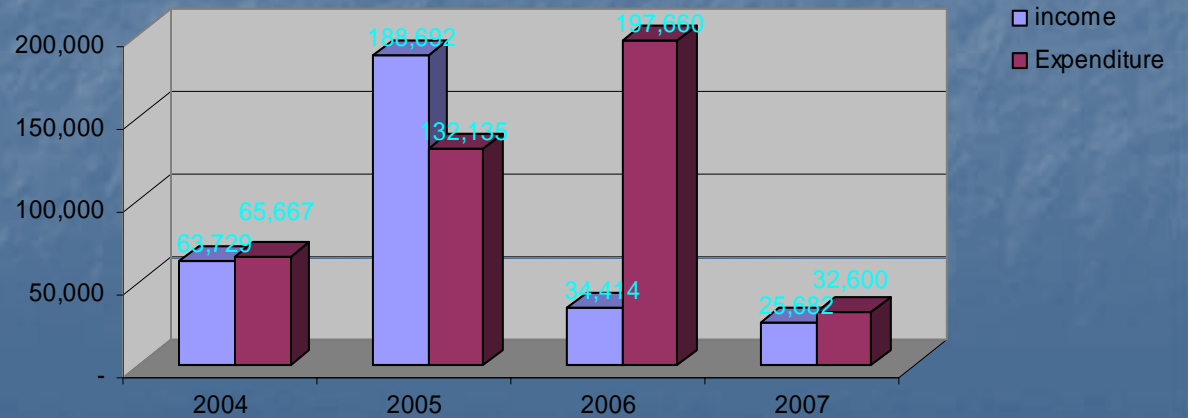
- Churches
- Council of Churches
- Institutions
- Other income

ERS- Expenditure

- Depreciation expense
- Programmes expenses



ERS - Income & Expenditure in summary



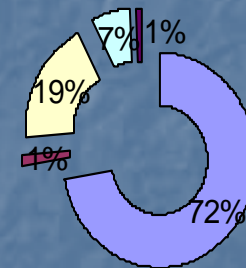
Ecumenical Relief (ER)

Income & expenditure charts

Income ER

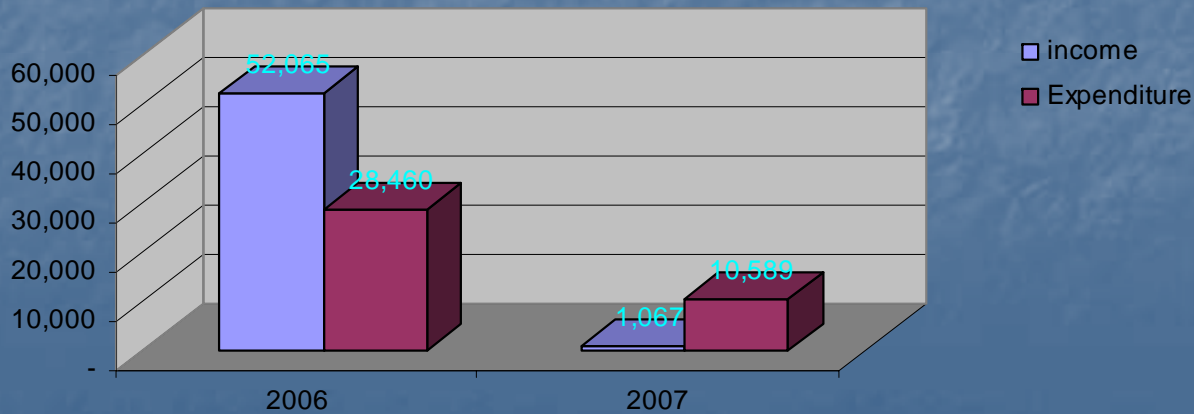
Income ER	Amount
Churches	38,377
Membership Fees	785
Council of Churches	10,000
Institutions	3,470
Other Income	500
Total Income ER	53,132

ER- Income from



- Churches
- Membership Fees
- Council of Churches
- Institutions
- Other income

ER- Income & Expenditure in summary

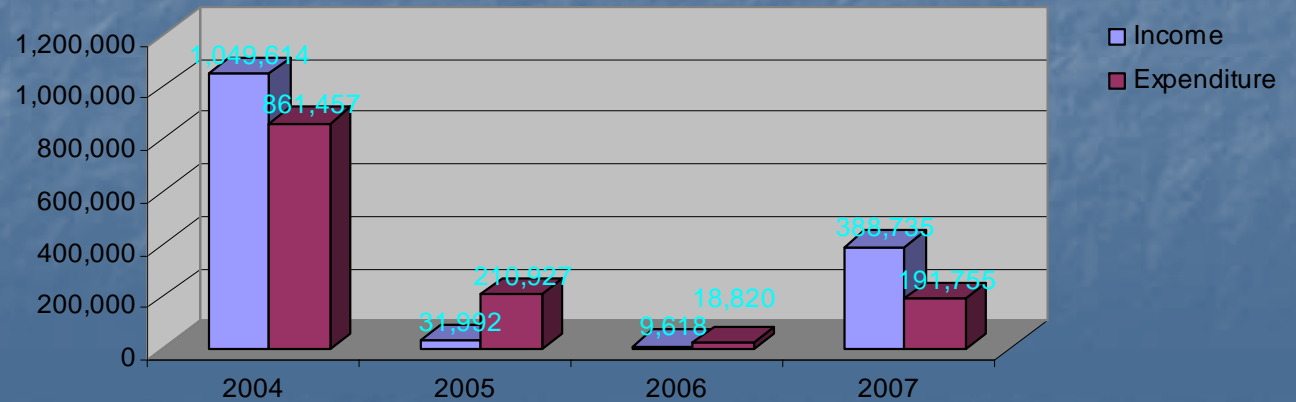




Appeals MEEP21, MEIQ31, MEIQ41, MEIQ51, MEIQ71, Missio, Act- Palestinian refugees
Income & expenditure chart

Income Appeals	Amount
MEEP21, MEIQ31, MEIQ41 Iraq & jordan	246,037
MEIQ51 in jordan	41,610
MEIQ71	112,447
Missio	226,533
Act rapid response - Palestinian refugees	49,755
Total Income Appeals	676,382

Appeals - Income & Expenditure in summary



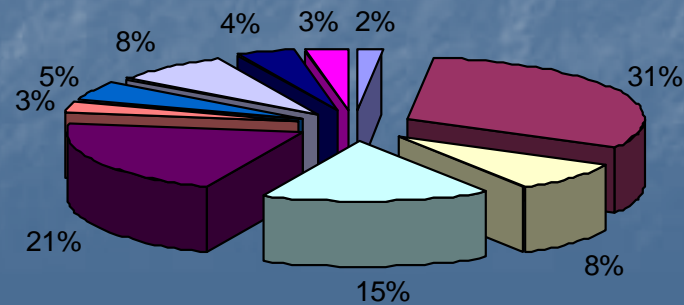


Appeals MEEP21, MEIQ31, MEIQ41, MEIQ51, MEIQ71, Missio, Act- Palestinian refugees
Expenditure chart

Expenditure Appeals	Amount
MEEP21 Iraq & Jordan	22,209
MEIQ31 Iraq	400,512
MEIQ31 Jordan	106,053
MEIQ41 Iraq	196,761
MEIQ41 Jordan	266,275
MEIQ51 Iraq	35,947
MEIQ51 Jordan	63,447
Missio	102,000
Act rapid response - Palestinian refugees	49,755
MEIQ71	40,000
Total Expenditure Appeals	1,282,959

PS: USD 50,000 received for ACT Rapid response – Palestinian refugees and USD 49,755 was spent and remaining balance of USD 245 was sent back to ACT Geneva

Appeals total expenditure for four years on the row (2004-2007)



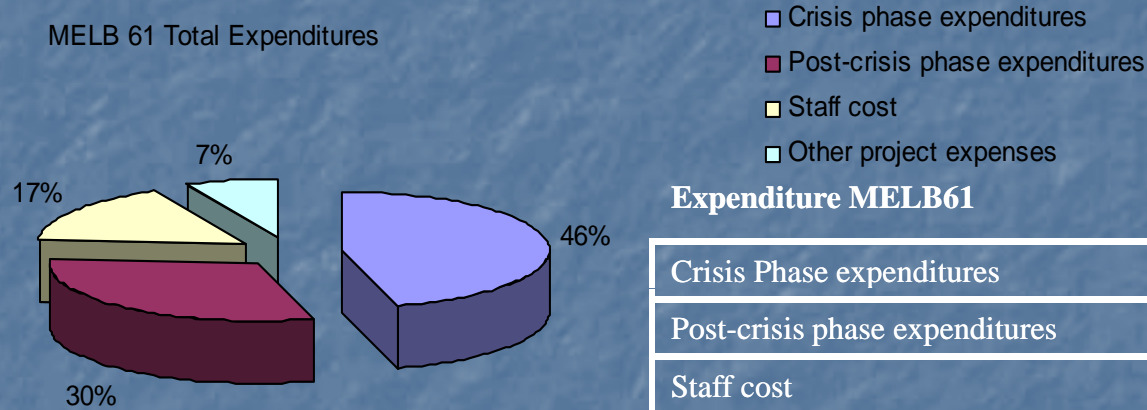
- MEEP21 Iraq & Jordan
- MEIQ31 Iraq
- MEIQ31 Jordan
- MEIQ41 Iraq
- MEIQ41 Jordan
- MEIQ51 Iraq
- MEIQ51 Jordan
- Missio
- Act rapid response - Palestinian refugees



Appeal MELB61- Expenses by nature

From 1 August 2006 to 31 March 2007a

MELB 61 Total Expenditures



- Crisis phase expenditures
- Post-crisis phase expenditures
- Staff cost
- Other project expenses

Expenditure MELB61 **Amount**

Crisis Phase expenditures	1,436,874
Post-crisis phase expenditures	959,000
Staff cost	522,771
Other project expenses	227,966
Total Expenditure MELB61	3,146,611

PS: Total income received for MELB61 was USD 3,148,800.01 and total expenditure was USD 3,146,611 therefore, remaining balance of USD 2,189.01 was sent back to NCS mid of April 2007

Appeal MELB61- Income

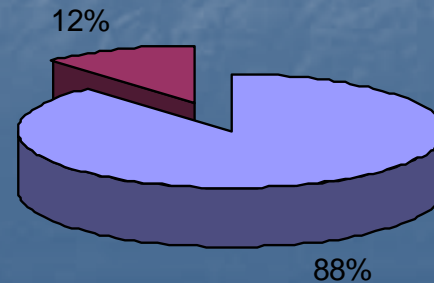
From 1 August 2006 to 31 March 2007a

Income MELB61

Amount

Contributions	2,780,428
In Kind Contributions	366,183
Total Expenditure MELB61	3,146,611

- Total Cash Contributions
- Total In Kind contributions





Indemnity Reserve	Amount \$
Bank 2003	403,583
Bank 2004 *	252,354
Bank 2005 **	205,111
Bank 2006 ***	197,490
16/10/2007 ****	192,902

* In 2004 paid indemnities to 5 Employees

Rev. Dr. Riad Jarjour
Samual Rizk
Nahla Karmash
Alexa Abi Habib
Ghada Traboulsieh

** In 2005 paid indemnities to 4 Employees

Edmond Adam
Edward Esho
Mariam Tannoury
Aline Papazian (on account of her indemnity)

*** In 2006 paid indemnities to 7 Employees

Foutine Audeh
Wafa Goussous
Amira Touma
Azmi Adwan
Colette Najm
Jawdat Shammas
Afaf Deeb Kandis

PS: the number of MECC Employees were reduced from 82 employees in 2004 to 54 employees in 2007a

**** In 2007 paid indemnities to 18 Employees

Dr. Jerome Chahine	Tereiz Kairouz
Mona Abou Jamra	Boutheina Mahfouz
Dany Karam	Yasmine Kairouz
Aline Papazian	Sr. Mariam Khadra
Elizabeth Shammass	Ghazwa Naserddine
Olga Hajjar	Elie Kairouz
Nawfal Kanso	Hanna Kairouz
Hayat Kanso	Haytham Jambey
Mayada Chahine	Hind Ellayous